

HSBC ETFs PLC

HSBC MSCI EMERGING MARKETS VALUE SCREENED UCITS ETF

Marketing communication | Monthly report 28 February 2026 | HEVS LN | USD (Acc)

Investment objective

The Fund aims to track as closely as possible the returns of the MSCI Emerging Markets Value Select Screens Advanced Index (the Index), that provides investors the opportunity to gain specific exposure to companies with lower market valuations relative to their fundamental value, while integrating environmental, social and governance (ESG) metrics. The Fund will invest in or gain exposure to shares of companies which make up the Index. The Fund qualifies under Article 8 of SFDR.

Investment strategy

The Index is a subset of the MSCI Emerging Markets Index (Parent Index), and is made up of large and mid-cap companies based in emerging markets worldwide, as defined by the Index Provider. The Index applies screens to the Parent Index to exclude securities of companies with exposure to: controversial and nuclear weapons, adult entertainment, alcohol, gambling, nuclear power, thermal coal power, fossil fuel and tobacco. The Fund is passively managed and aims to invest in the shares of the companies in generally the same proportion as in the Index.

The Fund may invest up to 10% of its assets in other funds, up to 35% of its assets in securities from a single issuer during exceptional market conditions, and up to 10% in total return swaps and contracts for difference.

See the Prospectus for a full description of the investment objectives and derivative usage.

Main risks

- The Fund's unit value can go up as well as down, and any capital invested in the Fund may be at risk.
- The Fund may invest in Emerging Markets, these markets are less established, and often more volatile, than developed markets and involve higher risks, particularly market, liquidity and currency risks.
- To the extent that the Fund seeks to replicate index performance by holding individual securities, there is no guarantee that its composition or performance will exactly match that of the target index at any given time ("tracking error").

Fund facts

| | |
|--------------------|-------------------------------------------|
| Fund manager | HSBC Global Asset Management (UK) Limited |
| Custodian | HSBC Continental Europe |
| Fund administrator | HSBC Securities Services (Ireland) DAC |

Share Class Details

Key metrics

| | |
|------------------------|------------------|
| NAV per Share | USD 22.66 |
| Performance 1 month | 6.82% |
| Tracking error 3 years | 0.34% |

Fund facts

| | |
|---------------------------|-----------------------------------------------------------------------|
| UCITS V compliant | Yes |
| Dividend treatment | Accumulating |
| Dividend currency | USD |
| Fund base currency | USD |
| Share Class Base Currency | USD |
| Domicile | Ireland |
| Inception date | 7 December 2022 |
| Shares outstanding | 4,682,750 |
| Fund Size | USD 106,118,452 |
| Reference benchmark | 100% MSCI Emerging Markets Value Select Screens Advanced Index |
| Replication Method | Physical- Full |
| SIPP eligible | Yes |
| Issuer | HSBC ETFs PLC |
| Fiscal year end | Dec |

Fees and expenses

| | |
|------------------------------------|---------------|
| Ongoing Charge Figure ¹ | 0.350% |
|------------------------------------|---------------|

Codes

| | |
|------|---------------------|
| ISIN | IE000NVVIF88 |
|------|---------------------|

¹Ongoing Charges Figure is based on expenses over a year. The figure includes annual management charge but not the transaction costs. Such figures may vary from time to time.

Past performance does not predict future returns. The figures are calculated in the share class base currency, dividend reinvested, net of fees.

This is a marketing communication. Please refer to the prospectus and to the KIID before making any final investment decisions.

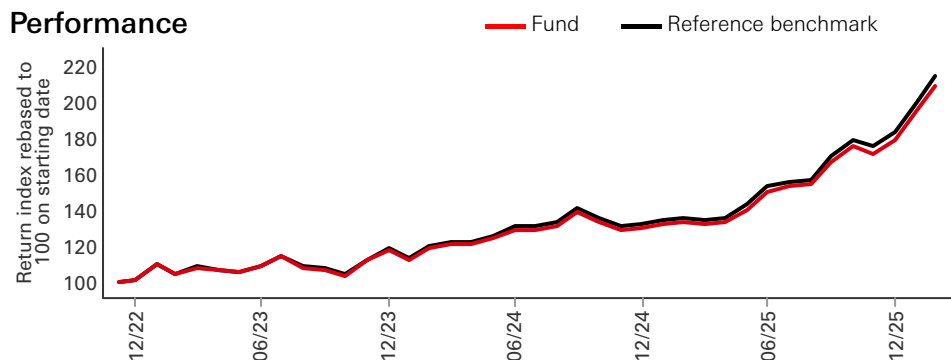
For definition of terms, please refer to the Glossary QR code and Prospectus.

Prior to 30/04/2025 the Benchmark was MSCI Emerging Markets Value SRI ESG Target Select Index

Prior to 30/04/2025 the fund name was HSBC MSCI EMERGING MARKETS VALUE ESG UCITS ETF

Source: HSBC Asset Management, data as at 28 February 2026

Performance



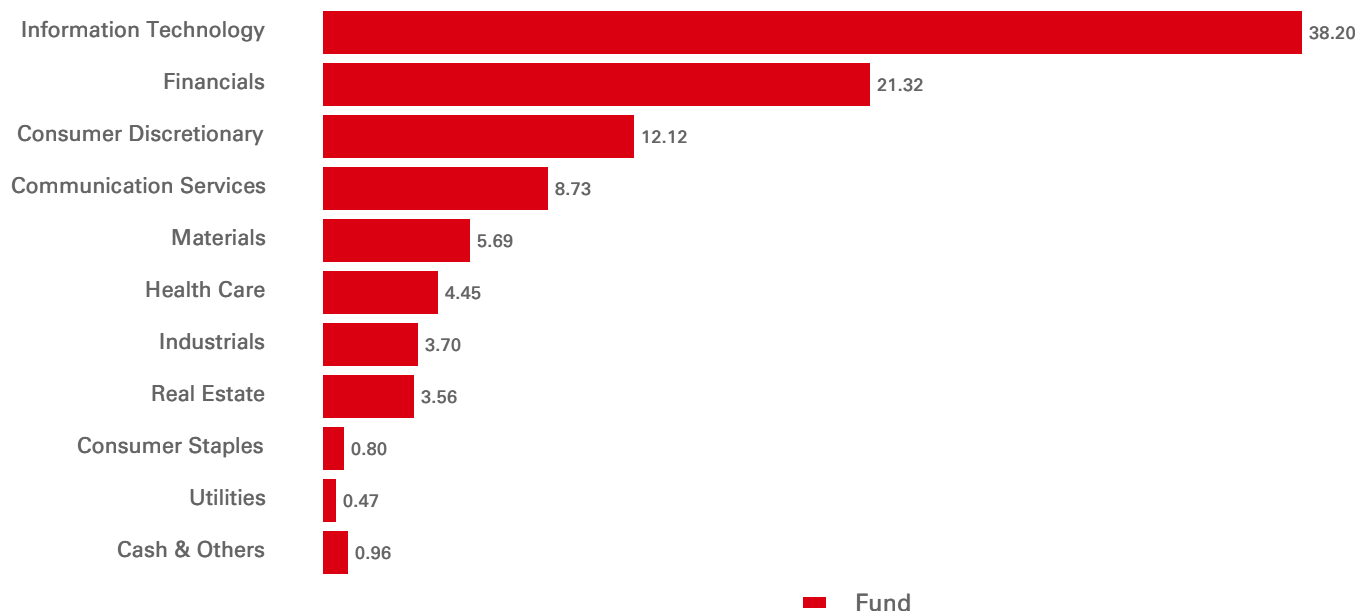
| Performance (%) | YTD | 1 month | 3 months | 6 months | 1 year | 3 years ann | 5 years ann | Since inception ann |
|---------------------|--------------|-------------|--------------|--------------|--------------|--------------|-------------|---------------------|
| Fund | 17.06 | 6.82 | 22.16 | 36.00 | 57.72 | 26.31 | -- | 25.71 |
| Reference benchmark | 17.08 | 6.79 | 22.25 | 36.43 | 58.79 | 27.23 | -- | 26.63 |
| Tracking difference | -0.01 | 0.02 | -0.09 | -0.43 | -1.07 | -0.92 | -- | -0.92 |
| Tracking error | -- | -- | -- | -- | 0.33 | 0.34 | -- | 0.33 |

| Rolling Performance (%) | 28/02/25-28/02/26 | 29/02/24-28/02/25 | 28/02/23-29/02/24 | 28/02/22-28/02/23 | 28/02/21-28/02/22 |
|-------------------------|-------------------|-------------------|-------------------|-------------------|-------------------|
| Fund | 57.72 | 12.46 | 13.61 | -- | -- |
| Reference benchmark | 58.79 | 13.04 | 14.73 | -- | -- |

| Equity characteristics | Fund | Reference benchmark |
|------------------------------|---------|---------------------|
| No. of holdings ex cash | 192 | 213 |
| Average Market Cap (USD Mil) | 351,693 | 351,605 |
| Price/earning ratio | 13.19 | 13.18 |

| Benchmark Information | |
|---------------------------|----------------------------------------------------------------|
| Index name | 100% MSCI Emerging Markets Value Select Screens Advanced Index |
| Index currency | USD |
| TR Index Bloomberg Ticker | NU749043 |
| TR Index Reuters RIC | .dMIEF0002CNUS |

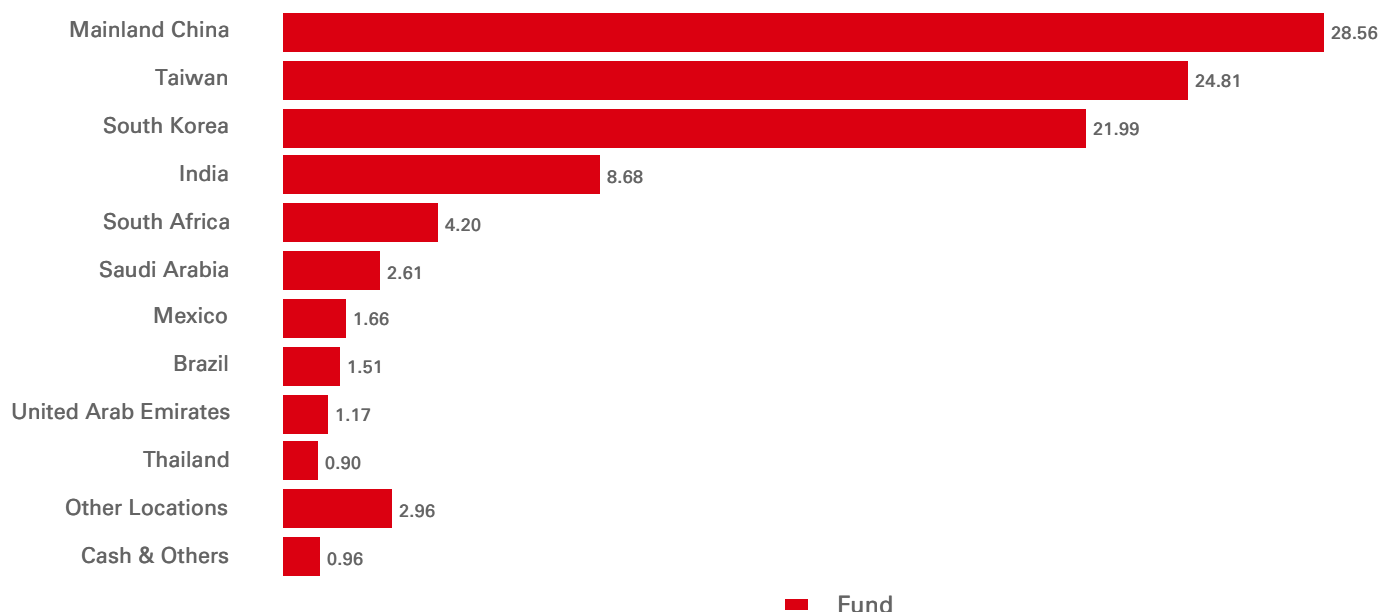
Sector Allocation (%)



Past performance does not predict future returns. The figures are calculated in the share class base currency, dividend reinvested, net of fees.

Broad Market Index: MSCI EM Enhanced Value
 Source: HSBC Asset Management, data as at 28 February 2026

Geographical Allocation (%)



| Top 10 Holdings | Sector | Weight (%) |
|-------------------------------------------|------------------------|------------|
| Taiwan Semiconductor Co Ltd | Information Technology | 13.78 |
| Samsung Electronics Co Ltd | Information Technology | 8.06 |
| SK hynix Inc | Information Technology | 5.17 |
| China Construction Bank Corp | Financials | 2.82 |
| Industrial & Commercial Bank of China Ltd | Financials | 2.38 |
| United Microelectronics Corp | Information Technology | 2.20 |
| Tencent Holdings Ltd | Communication Services | 2.05 |
| Gold Fields Ltd | Materials | 1.94 |
| Hana Financial Group Inc | Financials | 1.90 |
| Bank of China Ltd | Financials | 1.61 |

| Exchange name | Listing date | Trading currency | Trading hours | Bloomberg ticker | Reuters RIC | iNAV Bloomberg | iNAV Reuters |
|-----------------------------------|--------------|------------------|---------------|------------------|-------------|----------------|----------------------|
| LONDON STOCK EXCHANGE | 08 Dec 2022 | USD | 08:00 - 16:30 | HEMV LN | HEMV.L | HEMVUXIV | HEMVUSDINA V=SOLA |
| LONDON STOCK EXCHANGE | 08 Dec 2022 | GBP | 08:00 - 16:30 | HEVS LN | HEVS.L | HEVSGXIV | HEVSGBPINAV =SOLA |
| NYSE EURONEXT - EURONEXT PARIS | 09 Dec 2022 | EUR | 09:00 - 17:30 | HEVS FP | HEVS.PA | H41EEXIV | H41EEURINAV =SOLA |
| BORSA ITALIANA SPA | 09 Dec 2022 | EUR | 09:00 - 17:35 | HEMV IM | HEMV.MI | H41EEXIV | H41EEURINAV =SOLA |
| DEUTSCHE BOERSE AG-XETRA | 09 Dec 2022 | EUR | 09:00 - 17:30 | H41E GY | H41E.DE | H41EEXIV | H41EEURINAV =SOLA |

| MSCI ESG Score | ESG score | E | S | G |
|-----------------------|------------------|----------|----------|----------|
| Fund | 7.7 | 6.4 | 6.2 | 5.9 |
| Broad market index | 6.5 | 6.0 | 5.6 | 5.3 |

The MSCI ESG Key Issue Score is the numerical, weighted average of MSCI's E, S, and G pillar scores. A higher number indicates a more favourable ESG profile in the view of MSCI. The weighted averages of the Key Issue Scores are aggregated and companies' scores are normalized by their industries. After any overrides are factored in, each company's Final Industry-Adjusted Score corresponds to a rating. For more information, see MSCI ESG Ratings Methodology @ <https://www.msci.com/esg-and-climate-methodologies>

Risk Disclosure

- Derivatives may be used by the Fund, and these can behave unexpectedly. The pricing and volatility of many derivatives may diverge from strictly reflecting the pricing or volatility of their underlying reference(s), instrument or asset.
- Investment Leverage occurs when the economic exposure is greater than the amount invested, such as when derivatives are used. A Fund that employs leverage may experience greater gains and/or losses due to the amplification effect from a movement in the price of the reference source.
- Where overseas investments are held the rate of currency exchange may cause the value of such investments to go down as well as up.
- Further information on the potential risks can be found in the Key Information Document (KID) and/or the Prospectus or Offering Memorandum.

Follow us on:



Glossary



www.assetmanagement.hsbc.nl/api/v1/download/document/lu0254978488</br>/en/glossary

Index Disclaimer

Source: MSCI. The MSCI information may only be used for your internal use, may not be reproduced or disseminated in any form and may not be used as a basis for or a component of any financial instruments or products or indices. None of the MSCI information is intended to constitute investment advice or a recommendation to make (or refrain from making) any kind of investment decision and may not be relied on as such. Historical data and analysis should not be taken as an indication or guarantee of any future performance analysis, forecast or prediction. The MSCI information is provided on an “as is” basis and the user of this information assumes the entire risk of any use made of this information. MSCI, each of its affiliates and each other person involved in or related to compiling, computing or creating any MSCI information (collectively, the “MSCI Parties”) expressly disclaims all warranties (including, without limitation, any warranties of originality, accuracy, completeness, timeliness, non-infringement, merchantability and fitness for a particular purpose) with respect to this information. Without limiting any of the foregoing, in no event shall any MSCI Party have any liability for any direct, indirect, special, incidental, punitive, consequential (including, without limitation, lost profits) or any other damages. (www.msci.com)

Source: HSBC Asset Management, data as at 28 February 2026

Important Information

This document is produced and distributed by HSBC Asset Management and is only intended for non-professional investors as defined by MIFID. The information contained herein is subject to change without notice. All non-authorized reproduction or use of this commentary and analysis will be the responsibility of the user and will be likely to lead to legal proceedings.

This information has no contractual value and is not by any means intended as a solicitation, nor an investment advice for the purchase or sale of any financial instrument in any jurisdiction in which such an offer is not lawful.

The commentary and analysis presented in this document reflect the opinion of HSBC Asset Management on the markets, according to the information available to date. They do not constitute any kind of commitment from HSBC Asset Management.

Tax treatment depends on the individual circumstances of each client and may be subject to change in the future.

Capital is not guaranteed. It is important to remember that the value of investments and any income from them can go down as well as up and is not guaranteed.

Please note that the distribution of the product can stop at any time by decision of the management company.

Consequently, HSBC Asset Management will not be held responsible for any investment or disinvestment decision taken on the basis of the commentary and/or analysis in this document.

All data from HSBC Asset Management unless otherwise specified.

Any third party information has been obtained from sources we believe to be reliable, but which we have not independently verified.

Further additional and complete information (including but not limited to) investor rights, costs and charges, please refer to the prospectus.

Term: The management company cannot terminate the Fund unilaterally. The Board of Directors may furthermore decide to liquidate the Fund in certain circumstances set out in the prospectus and articles of incorporation of the Fund.

If necessary, investors can refer to the complaints handling charter available in the banner of our website:

<https://www.assetmanagement.hsbc.se/-/media/files/attachments/common/traitement-reclamation-amfr-eng-2024.pdf>

The fund is a sub-fund of HSBC ETFs plc ("the Company"), an investment company with variable capital and segregated liability between sub-funds, incorporated in Ireland as a public limited company, and is authorised by the Central Bank of Ireland. The company is constituted as an umbrella fund, with segregated liability between sub-funds. Shares purchased on the secondary market cannot usually be sold directly back to the Company.

Investors must buy and sell shares on the secondary market with the assistance of an intermediary (e.g. a stockbroker) and may incur fees for doing so.

In addition, investors may pay more than the current Net Asset Value per share when buying shares and may receive less than the current Net Asset Value per Share when selling them. Affiliated companies of HSBC Global Asset Management (UK) Limited may make markets in HSBC ETFs plc. UK based investors are advised they may not be afforded some of the protections conveyed by the Financial Services and Markets Act (2000), (the Act). The Company is recognised in the UK by the Financial Conduct Authority under section 264 of the Act. The shares in the company have not been and will not be offered for sale or sold in the United States of America, its territories or possessions and all areas subject to its jurisdiction, or to United States Persons. All applications are made on the basis of the Prospectus, NL (KID), Supplementary Information Document (SID) and Fund supplement, and most recent annual and semi-annual reports, which can be obtained upon request free of charge from HSBC Global Asset Management (UK) Limited, 8 Canada Square, Canary Wharf, London E14 5HQ UK; from a stockbroker or financial adviser or from our website (see below). Investors and potential investors should read and note the risk warnings in the prospectus, relevant KID and Fund supplement (where available) and additionally, in the case of retail clients, the information contained in the supporting SID.

Further information about the Company including the Prospectus, the most recent annual and semi-annual reports of the Company and the latest share prices, may be obtained free of charge, in English, from the Administrator by emailing ifsinvestorqueries@hsbc.com, or by visiting www.etf.hsbc.com. Details of the underlying investments of the fund are available on www.etf.hsbc.com.

The most recent Prospectus is available in English, German and French. Key Information Document (PRIIPs KID) are available in the local language where they are registered.

The indicative intra-day net asset value of the fund is available on at least one major market data vendor terminal such as Bloomberg, as well as on a wide range of websites that display stock market data, including www.reuters.com.

Detailed information for article 8 and 9 sustainable investment products, as categorised under the Sustainable Finance Disclosure Regulation (SFDR), including; description of the environmental or social characteristics or the sustainable investment objective; methodologies used to assess, measure and monitor the environmental or social characteristics and the impact of the selected sustainable investments and; objectives and benchmark information, can be found at: <https://www.assetmanagement.hsbc.co.uk/en/intermediary/investment-expertise/sustainable-investments/sustainable-investment-product-offering>